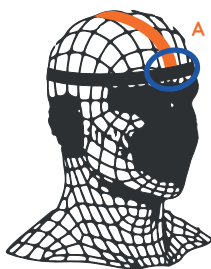


ETAPE 1



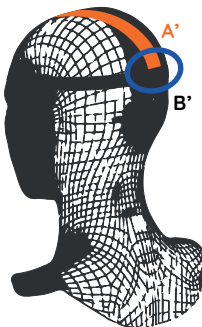
SS 900 218 A



A Accroche sangle supérieure

B Support sangle frontale

ETAPE 2

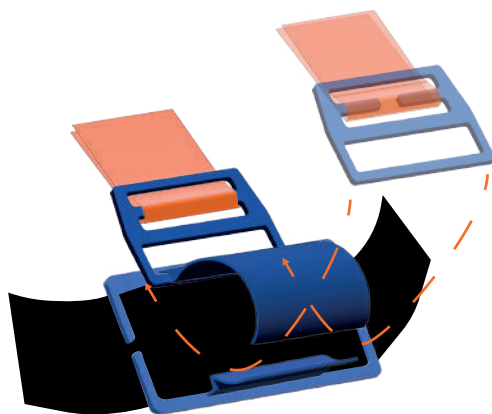


A' Passant sangle supérieure

B' Passant sangle frontale

Notice Sangle supérieure
easyLock

ETAPE 1



ETAPE 2

